

[A Look at Provider Billing Facts](#)

[American Mortality Trends](#)

[Barriers to Healthcare for U.S. Women](#)

[Case for Value Based Care](#)

[Characteristics: Malpractice-Prone MDs](#)

[Childhood Obesity Trends](#)

[Chronic Conditions](#)

[Consumer Digital Health & Wearables](#)

[Consumer Driven Care 2017](#)

[Consumer Experience With Drug Ads](#)

[Cost Drivers of Healthcare](#)

[Cost Ranges for Common Procedures](#)

[Death Location & Healthcare Spending](#)

[Drug Overdose Deaths](#)

[Economic Impact: Unhealthy Biometrics](#)

[Emergency Department Usage](#)

[Estimated New Cancer Cases](#)

[Family MD Visit Length and Composition](#)

[Healthcare Costs: 7 PCP Markets](#)

[Healthcare Costs During Retirement](#)

[Home Health Agency Star Ratings](#)

[How Value Care Ties to Performance](#)

[Impact of Inaccurate Patient Data](#)

[Importance of Identity Management](#)

[Income Disparities in Life Expectancy](#)

[Inpatient Spending and Utilization](#)

[Likelihood of Preventive Health Check](#)

[MACRA Snapshot](#)

[Medicaid Expansion Impact %Uninsured](#)

[Medicare ACOs By The Numbers](#)

[Medication Errors & Adverse Events](#)

[National Healthcare Spending](#)

[Outpatient Care Cost Savings](#)

[Plan Communication Preferences by Age](#)

[Predictive Analytics in Health Care](#)

[Pregnancy Ultrasound Price Variation](#)

[Prescription Pricing, Spending & Utiliz.](#)

[Provider Directory Accuracy](#)

[Reasons for Remaining Uninsured](#)

[Retiree Health Insurance Trends](#)

[Rx Non-Adherence](#)

[Specialty Medication Cost Trends](#)

[State of Obesity](#)

[Top 5 Most Common Health Complaints](#)

[Top 5 Tech Features Consumers Want](#)

[Top Ten Child Health Problems](#)

[Trends for Top Healthcare Spenders](#)

[Uninsurance Snapshot](#)

[U.S./International Comparison](#)

[Value of Accurate Provider Profiles](#)

## 2018 Medicare ACOs by the Numbers

**561**

MSSP ACO  
participants in 2018

**124** MSSP participants  
entered in 2018



**43** MSSP participants  
exited in 2018



**58**

Next Gen ACO  
participants in 2018

**17** Next Gen participants  
entered in 2018

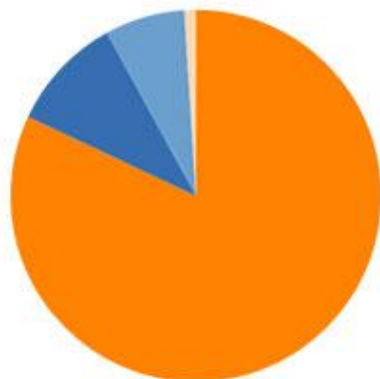


**4** Next Gen participants  
exited in 2018



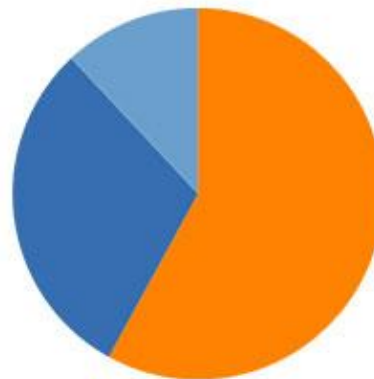
### 2018 ACO Characteristics

#### Risk Assumption



- Non-Risk Based (82%)
- Risk Based Track 1 (10%)
- Risk Based Track 3 (7%)
- Risk Based Track 2 (1%)

#### Composition



- Physicians, Hospitals, Other facilities (58%)
- Physicians only (30%)
- FQHCs / RHCs (12%)

# 2018 Medicare ACOs by the Numbers

## Medicare Shared Savings ACO Patient and Provider Totals

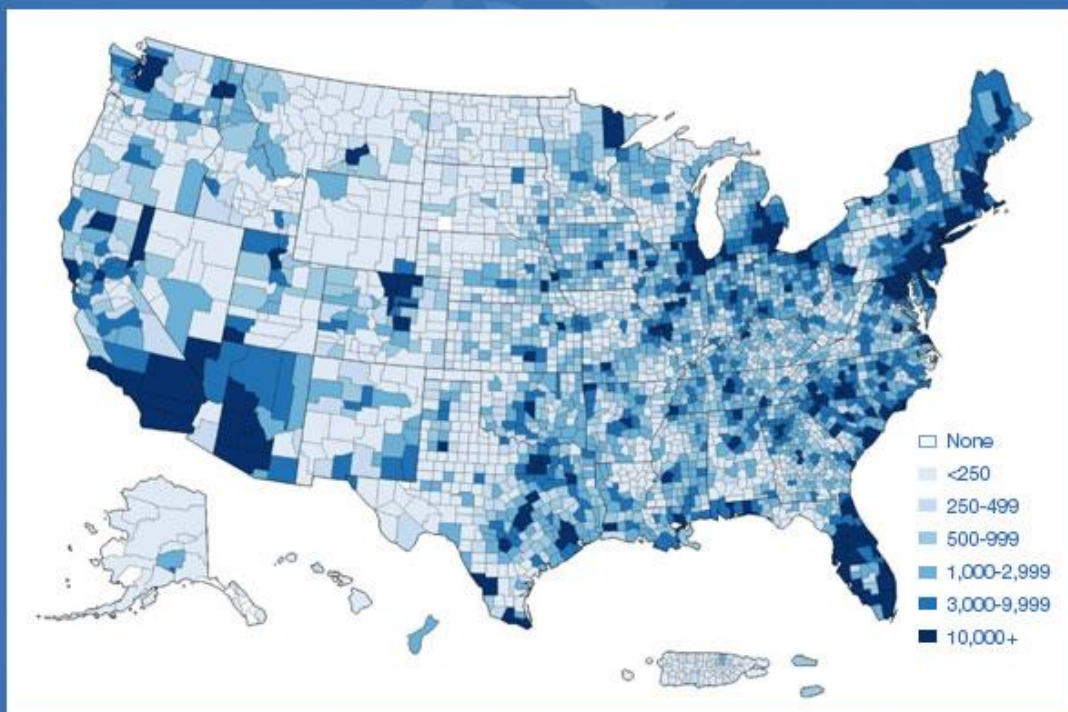


**10.5 million**  
Medicare beneficiaries in the program for 2018



**404,781**  
providers and institutions in the program for 2018

## Medicare Shared Savings ACO Beneficiary Population by County



Source: CMS, Medicare Shared Savings Program Fast Facts, [www.cms.org](http://www.cms.org)

